

Snap-on INDUSTRIAL BRANDS

**Tool
Storage**

Tool Storage



STORAGE TOOLS.

- Clamps Strengths: hinge clamps increase the strength of the cover and provide easy opening and closing.
- Drawers whole body: a hand operation to open and close drawers.
- Reinforced steel channels: They support a lot of capacity weight.
- Sliders in drawers with ball bearings: Offer Full extension drawer full access to the drawer and smooth movement.
- Handle with chrome plated ends, are mounted at either end of the cabinet to allow maximum control while moving.
- Double wall construction: frame provides great strength and ensures smooth operation and easy as a alignment of drawers.
- High Performance Wheels: Allow a smooth and reliable mobility. The casters are locking system.



CONSTRUCCIÓN

- Construcción de doble pared — proporciona fuerza estructural y asegura una operación suave y una alineación de cajones.
- El cierre de las tapas proporciona soporte al estar abiertas, previniendo así que la tapa se caiga cuando está asegurada en unidades estándar.
- Los resortes a gas aparecen en algunos modelos para resistencia y seguridad.



WHEELS

- Rotating rigid wheels provide easy movement and resistance to damage caused by solvents.
- Caster brakes contain safe.
- The wheels 6 "x 2" are made of thermoplastic rubber. The bearings provide easy movement and are resistant to gasoline, oil and solvents.



DRAWERS

- The heavy gauge steel is used in a two-piece construction that is strong and resistant to load without sagging.
- All drawers open to 100% providing full access and rear boundary of the boxes and their contents.
- The grip system across the width of the drawer provides easy operation when opening and closing drawers.
- The commercial series using quick disconnects allowing sliders with additional strength and loading capacity to move more easily the drawers.
- The series uses sliders soldiers utility drawer sides and operate in a two-piece drawer sliders I-beam with beveled edges provide a smooth motion.
- This slider I-beam is stronger than other gliders a piece that can be separated by heavy .

EXTERIOR OF DRAWERS

- Tool kits are pre-painted coated with iron phosphate to provide better paint adhesion and corrosion protection.
- The paint covered with durable polyester powder provides a high quality durable finish.

53" Professional Series Tool Cabinets

Designed for industrial use

Product Code	Description
W53TC8	53" Wide x 20" Deep 8-Drawer Top Chest
W53RC13	53" Wide x 20" Deep 13-Drawer Roll Cabinet

W53TC8 Top Chest Overall Dimensions

Capacity (cu. in.)	Width (in)	Depth (in)	Height (in)
12970	53 ¹³ / ₃₂	19 ¹³ / ₁₆	19 ⁷ / ₁₆

Top Chest Drawer Sizes

Number	Width (in)	Depth (in)	Height (in)
Top Compartment	52 ⁵ / ₁₆	18 ⁷ / ₃₂	4 ²³ / ₃₂
2	11 ⁷ / ₃₂	17 ¹ / ₂	1 ⁵ / ₈
2	11 ⁷ / ₃₂	17 ¹ / ₂	3 ⁵ / ₈
2	34 ²³ / ₃₂	17 ¹ / ₂	1 ⁵ / ₈
2	34 ²³ / ₃₂	17 ¹ / ₂	3 ⁵ / ₈

W53RC13 Roll Cabinet Overall Dimensions

Capacity (cu. in.)	Width (in)	Depth (in)	Height (in)
20340	53 ¹³ / ₃₂	19 ¹³ / ₁₆	38 ¹ / ₈

Roll Cabinet Drawer Sizes

Number	Width	Depth	Height
2	11 ⁷ / ₃₂	17 ¹ / ₂	1 ²³ / ₃₂
3	11 ⁷ / ₃₂	17 ¹ / ₂	3 ²³ / ₃₂
1	11 ⁷ / ₃₂	17 ¹ / ₂	11 ²³ / ₃₂
2	34 ²³ / ₃₂	17 ¹ / ₂	1 ⁵ / ₈
4	34 ²³ / ₃₂	17 ¹ / ₂	3 ⁵ / ₈
1	34 ²³ / ₃₂	17 ¹ / ₂	7 ⁵ / ₈

Features

- Made of High-Quality Class I steel to enhance strength and finish.
- Double wall construction provides strength.
- Reinforcement corner gussets add strength and reduce racking.
- 2" mounting centers provide flexibility in arranging drawers to individual needs
- Drawers equipped with positive latching drawer retention to prevent unwanted drawer opening.
- All drawers equipped with 75 pound full extension ball bearing slides with quick disconnect.
- All 4" and deeper drawers provide for adding additional slides to double drawer capacity.
- Rolled hem on all drawers provide superior strength, rigidity and safety.
- Casters absorb vibrations transmitted to frame while moving on uneven surfaces.
- Casters equipped with pedal brake and ball bearings for easy operation.
- High luster paint protects against scratches, peeling, blistering and corrosion.
- Paint pretreatment process both sprays and immerses boxes for added corrosion protected.
- Drawer liners included at no extra charge.
- Gas struts in lid of chest make lid easy to open and close.
- Two point locking design adds extra security on all chests.



W53TC8



W53RC13





TOOL STORAGE

53 " PROFESSIONAL SERIES

53" Professional Series ROLL Cabinet

Designed for industrial use

Product Code	Description
W53RC6BS	53" Wide x 20" Deep 6-Drawer Roll Cabinet with Bulk Storage

W53RC6BS Roll Cabinet Overall Dimensions

Capacity (cu. in.)	Width (in)	Depth (in)	Height (in)
23972	53 ¹³ / ₃₂	19 ¹³ / ₁₆	38 ¹ / ₈

Roll Cabinet Drawer Sizes


Number	Width (in)	Depth (in)	Height (in)
5	34 ¹³ / ₃₂	17 ¹ / ₂	3 ⁵ / ₈
1	34 ²³ / ₃₂	17 ¹ / ₂	7 ⁵ / ₈
Bulk Section	16	19	29

Features

- Wide drawers to hold long tools such as pry bars and extensions.
- Bulk section with adjustable shelf perfect for storing large, bulky tools.
- Made of High-Quality Class I steel to enhance strength and finish.
- Double wall construction provides strength.
- Reinforcement corner gussets add strength and reduce racking.
- 2" mounting centers provide flexibility in arranging drawers to individual needs.
- Drawers equipped with positive latching drawer retention to prevent unwanted drawer opening.
- All drawers equipped with 75 pound full extension ball bearing slides with quick disconnect.
- All 4" and deeper drawers provide for adding additional slides to double drawer capacity.
- Rolled hem on all drawers provide superior strength, rigidity and safety.
- Casters absorb vibrations transmitted to frame while moving on uneven surfaces.
- Casters equipped with pedal brake and ball bearings for easy operation.
- High luster paint protects against scratches, peeling, blistering and corrosion.
- Paint pretreatment process both sprays and immerses boxes for added corrosion protected.
- Drawer liners included at no extra charge.



W53RC6BS



Volume Compartment



40" Professional Series Tool Cabinets

Designed for industrial use

Product Code	Description
W40TC4	40" Wide x 20" Deep 4-Drawer Top Chest
W40RC7	40" Wide x 20" Deep 7-Drawer Roll Cabinet

Color Options: Standard color is red. To order in an optional color, simply add the appropriate color code to the end of the product code.

Example: To order #W40TC4 in Blue, specify product code W40TC4BL

W40TC4 Top Chest Overall Dimensions

Capacity (cu. in.)	Width (in)	Depth (in)	Height (in)
9746	40 ¹ / ₃₂	19 ¹³ / ₁₆	19 ⁷ / ₁₆

Top Chest Drawer Sizes

Number	Width	Depth	Height
Top Compartment	39 ²⁹ / ₃₂	18 ²³ / ₃₂	4 ²³ / ₃₂
2	34 ¹¹ / ₁₆	17 ¹⁷ / ₃₂	1 ¹³ / ₃₂
2	34 ¹¹ / ₁₆	17 ¹⁷ / ₃₂	3 ¹⁹ / ₃₂

W40RC7 Roll Cabinet Overall Dimensions

Capacity (cu. in.)	Width (in)	Depth (in)	Height (in)
15253	40	19 ¹³ / ₁₆	37 ⁷ / ₈



Roll Cabinet Drawer Sizes

Number	Width	Depth	Height
2	34 ¹¹ / ₁₆	17 ¹⁷ / ₃₂	1 ¹³ / ₃₂
4	34 ¹¹ / ₁₆	17 ¹⁷ / ₃₂	3 ¹⁹ / ₃₂
1	34 ¹¹ / ₁₆	17 ¹⁷ / ₃₂	7 ²¹ / ₃₂

Features

- Made of High-Quality Class I steel to enhance strength and finish.
- Double wall construction provides strength.
- Reinforcement corner gussets add strength and reduce racking.
- 2" mounting centers provide flexibility in arranging drawers to individual needs.
- Drawers equipped with positive latching drawer retention to prevent unwanted drawer opening.
- All drawers equipped with 75 pound full extension ball bearing slides with quick disconnect.
- All 4" and deeper drawers provide for adding additional slides to double drawer capacity.
- Rolled hem on all drawers provide superior strength, rigidity and safety.
- Casters absorb vibrations transmitted to frame while moving on uneven surfaces.
- Casters equipped with pedal brake and ball bearings for easy operation.
- High luster paint protects against scratches, peeling, blistering and corrosion.
- Paint pretreatment process both sprays and immerses boxes for added corrosion protected.
- Drawer liners included at no extra charge.
- Gas struts in lid of chest make lid easy to open and close.
- Two point locking design adds extra security on all chests.

Color Options

	Red: Standard
	Black: B
	Blue: BL

W40TC4



W40RC7





26" Professional Series Tool Cabinet

Designed for industrial use

Product Code Description

W26TC4 26" Wide x 20" Deep 4-Drawer Top Chest

W26RC7 26" Wide x 20" Deep 7-Drawer Roll Cabinet

Color Options: Standard color is red. To order in an optional color, simply add the appropriate color code to the end of the product code.

Example: To order #W26TC4 in Blue, specify product code W26TC4BL

W26TC4 Top Chest Overall Dimensions

Capacity (cu. in.)	Width (in)	Depth (in)	Height (in)
6180	26 ²³ / ₃₂	19 ¹³ / ₁₆	19 ¹³ / ₃₂

W26RC7 Roll Cabinet Overall Dimensions

Capacity (cu. in.)	Width (in)	Depth (in)	Height (in)
9374	26	19 ¹³ / ₁₆	37 ⁷ / ₈

Top Chest Drawer Sizes

Number	Width	Depth	Height
Top Compartment	26 ¹⁹ / ₃₂	18 ²³ / ₃₂	4 ²³ / ₃₂
2	21 ³ / ₈	17 ¹⁷ / ₃₂	1 ¹³ / ₃₂
2	21 ³ / ₈	17 ¹⁷ / ₃₂	3 ¹⁹ / ₃₂




Roll Cabinet Drawer Sizes

Number	Width (in)	Depth (in)	Height (in)
2	21 ³ / ₈	17 ¹¹ / ₃₂	1 ¹⁵ / ₃₂
4	21 ³ / ₈	17 ¹¹ / ₃₂	3 ¹⁹ / ₃₂
1	21 ³ / ₈	17 ¹¹ / ₃₂	7 ²¹ / ₃₂

Features

- Made of High-Quality Class I steel to enhance strength and finish.
- Double wall construction provides strength.
- Reinforcement corner gussets add strength and reduce racking.
- 2" mounting centers provide flexibility in arranging drawers to individual needs.
- Drawers equipped with positive latching drawer retention to prevent unwanted drawer opening.
- All drawers equipped with 75 pound full extension ball bearing slides with quick disconnect.
- All 4" and deeper drawers provide for adding additional slides to double drawer capacity.
- Rolled hem on all drawers provide superior strength, rigidity and safety.
- Casters absorb vibrations transmitted to frame while moving on uneven surfaces.
- Casters equipped with pedal brake and ball bearings for easy operation.
- High luster paint protects against scratches, peeling, blistering and corrosion.
- Paint pretreatment process both sprays and immerses boxes for added corrosion protected.
- Drawer liners included at no extra charge.
- Two point locking design adds extra security on all chests.

Color Options

	Red: Standard
	Black: B
	Blue: BL

TOOL STORAGE

40" Y 26" PROFESSIONAL SERIES





Heavy-INDUSTRIAL 73" Roll Cabinet

Heavy-Industrial roll cabinet designed for the toughest work environments

Product Code	Description
50990	73" 21-Drawer Heavy Duty Roll Cabinet

Color Options: Standard color is red. To order in an optional color, simply add the appropriate color code to the end of the product code.

Example: To order #50990 in Blue, specify product code 0990BL
50990 Roll Cabinet Overall Dimensions

Capacity (cu. in.)	Width (in)	Depth (in)	Height (in)
29,477	80 ⁷ / ₃₂	24 ⁹ / ₁₆	43 ¹ / ₁₆




Roll Cabinet Drawer Sizes

Number	Width (in)	Depth (in)	Height (in)
Left side:			
1	50	22	4 ¹ / ₄
1	23	22	2
2	23	22	3 ¹ / ₈
2	23	22	4 ¹ / ₄
1	23	22	6 ⁷ / ₁₆
Center:			
1	23	22	2
2	23	22	3 ¹ / ₈
1	23	22	4 ¹ / ₄
1	23	22	10 ¹³ / ₁₆
Right side:			
4	16 ⁹ / ₁₆	22	2
2	16 ⁹ / ₁₆	22	3 ¹ / ₈
3	16 ⁹ / ₁₆	22	4 ¹ / ₄

Features

- High gloss powder coat paint is scratch & chemical resistant
- Stainless steel work surface
- Heavy gauge metal for a lifetime of use
- Double wall construction for greater strength and durability
- Heavy duty 5" x 2" casters on cabinets
- Aluminum corner trim
- Handles on both side of cabinet
- Two pairs of 120 pounds rated ball bearing slides on all drawers over 3" deep.
- Anti-skid drawer liners included
- Overall width with handles is 80 ¹/₄"

Color Options

	Red: Standard
	Black: B
	Blue: BL



50990



50990B



50990BL





Heavy-INDUSTRIAL 54" Roll Cabinet & Canopy

Heavy-Industrial roll cabinet designed for the toughest work environments

Product Code	Description
50885	54" Wide x 24-1/2" Deep Super Heavy Duty Roll Cabinet
50884	54" Wide x 24-3/8" Deep Super Heavy Duty Canopy

Color Options: Standard color is red. To order in an optional color, simply add the appropriate color code to the end of the product code.

Example: To order #50885 in Blue, specify product code 50885BL

50885 Roll Cabinet Overall Dimensions

Capacity (cu. in.)	Width (in)	Depth (in)	Height (in)
25,304	53 1/2	24 1/2	43

Roll Cabinet Drawer Sizes

Number	Width (in)	Depth (in)	Height (in)
1	50	22	4 1/4
2	23	22	2
4	23	22	3
2	23	22	4 1/4
1	23	22	6 7/16
1	23	22	10 1/2




50884 Canopy Overall Dimensions

Capacity (cu. in.)	Width (in)	Depth (in)	Height (in)
27,372	53	24 3/8	27 3/4

Features

- Frame is reinforced using 14 gauge plates on the front of cabinet
- Rigidity of frame is significantly increased with full height & width triple channel wall
- Three layers of metal guard the corners with interlock corner design
- Two pairs of 120 lb. rated ball bearing drawer slides on all drawers except 2" drawers
- 6"x2" precision ball bearing casters made of high tech thermoplastic rubber.
- Casters absorb vibrations transmitted to frame while moving on uneven surface
- Casters equipped with pedal brake and ball bearings for easy operation
- All drawers equipped with safe-lock system & made of 18 gauge heavy duty steel
- Extruded aluminum drawer handle trim
- Red high gloss powder coat paint is scratch resistant
- Drawer liners included at no extra charge
- Gas struts in lid of chest make lid easy to open and close

Color Options

	Red: Standard
	Black: B
	Blue: BL



TOOL STORAGE

TOP BOXES AND MOBILE CABINETS HEAVY INDUSTRIAL SERIES AND COMMERCIAL

Heavy-Industrial Series 42" Tool Cabinets

Heavy-Industrial-grade tool cabinets with ball bearing drawer slides for rugged service in the toughest work environments

Product Code	Description
50860	42" Wide x 24" Deep Industrial 4-Drawer Top Chest
50890	42" Wide x 24" Deep Industrial 5-Drawer Roll Cabinet

Color Options: Standard color is red. To order in an optional color, simply add the appropriate color code to the end of the product code.

Example: To order #50860 in Blue, specify product code 50860BL

50860 Top Chest Overall Dimensions

Capacity (cu. in.)	Width (in)	Depth (in)	Height (in)
13798	41 1/2	24 1/2	22 3/4

Top Chest Drawer Sizes

Number	Width (in)	Depth (in)	Height (in)
2	38	22	2
1	38	22	4 1/4
1	38	22	6 7/16

50890 Roll Cabinet Overall Dimensions

Capacity (cu. in.)	Width (in)	Depth (in)	Height (in)
21051	41 1/2	24 1/2	42 1/8

Roll Cabinet Drawer Sizes

Number	Width (in)	Depth (in)	Height (in)
3	38	22	4 1/4
1	38	22	6 7/16
1	38	22	8 1/2

50883 Canopy Overall Dimensions

Capacity (cu. in.)	Width (in)	Depth (in)	Height (in)
8,896	41	18 1/4	23 7/8

Features

- Frame is reinforced using 14 gauge plates on the front of cabinet.
- Rigidity of frame is significantly increased with full height & width triple channel wall.
- Three layers of metal guard the corners with interlock corner design.
- TWO pairs of 120 lb. rated ball bearing drawer slides on all drawers except 2" drawers.
- 6"x2" precision ball bearing casters made of high tech thermoplastic rubber.
- Casters absorb vibrations transmitted to frame while moving on uneven surfaces.
- Casters equipped with pedal brake and ball bearings for easy operation.
- All drawers equipped with safe-lock system & made of 18 gauge heavy duty steel.
- Extruded aluminum drawer handle trim.
- Red high gloss powder coat paint is scratch resistant.
- Drawer liners included at no extra charge.
- Gas struts in lid of chest make lid easy to open and close.

Color Options

	Red: Standard
	Black: B
	Blue: BL





Heavy-Industrial Series 42" Tool Cabinets

Heavy-Industrial-grade tool cabinets with ball bearing drawer slides for rugged service in the toughest work environments

Product Code	Description
50860	42" Wide x 24" Deep Industrial 4-Drawer Top Chest
50890	42" Wide x 24" Deep Industrial 5-Drawer Roll Cabinet

Color Options: Standard color is red. To order in an optional color, simply add the appropriate color code to the end of the product code. Example: To order #50860 in Blue, specify product code 50860BL

50860 Top Chest Overall Dimensions

Capacity (cu. in.)	Width (in)	Depth (in)	Height (in)
13798	41 1/2	24 1/2	22 3/4

Top Chest Drawer Sizes

Number	Width (in)	Depth (in)	Height (in)
2	38	22	2
1	38	22	4 1/4
1	38	22	6 7/16

50890 Roll Cabinet Overall Dimensions

Capacity (cu. in.)	Width (in)	Depth (in)	Height (in)
21051	41 1/2	24 1/2	42 1/8

Roll Cabinet Drawer Sizes

Number	Width (in)	Depth (in)	Height (in)
3	38	22	4 1/4
1	38	22	6 7/16
1	38	22	8 1/2

50883 Canopy Overall Dimensions

Capacity (cu. in.)	Width (in)	Depth (in)	Height (in)
8,896	41	18 1/4	23 7/8

Features

- Frame is reinforced using 14 gauge plates on the front of cabinet.
- Rigidity of frame is significantly increased with full height & width triple channel wall.
- Three layers of metal guard the corners with interlock corner design.
- TWO pairs of 120 lb. rated ball bearing drawer slides on all drawers except 2" drawers.
- 6"x2" precision ball bearing casters made of high tech thermoplastic rubber.
- Casters absorb vibrations transmitted to frame while moving on uneven surfaces.
- Casters equipped with pedal brake and ball bearings for easy operation.
- All drawers equipped with safe-lock system & made of 18 gauge heavy duty steel.
- Extruded aluminum drawer handle trim.
- Red high gloss powder coat paint is scratch resistant.
- Drawer liners included at no extra charge.
- Gas struts in lid of chest make lid easy to open and close.

TOOL STORAGE

CAJAS SUPERIORES Y GABINETES RODANTES SERIE INDUSTRIAL PESADA Y COMERCIAL

Color Options

	Red: Standard
	Black: B
	Blue: BL



Heavy-INDUSTRIAL Series 27" Tool Cabinets

Heavy-Industrial roll cabinet designed for the toughest work environments

Product Code	Description
50880	27" Wide x 18" Deep Super Heavy Duty Roll Cabinet
50888	27" Wide x 18" Deep Super Heavy Duty Canopy

Color Options: Standard color is red. To order in an optional color, simply add the appropriate color code to the end of the product code.

Example: To order #50880 in Blue, specify product code 50880BL

50880 Top Chest Overall Dimensions

Capacity (cu. in.)	Width (in)	Depth (in)	Height (in)
7,217	26 1/2	18 3/4	22 3/4

Top Chest Drawer Sizes

Number	Width (in)	Depth (in)	Height (in)
2	23	16	2
2	23	16	3
1	23	16	4 1/4

50888 Roll Cabinet Overall Dimensions

Capacity (cu. in.)	Width (in)	Depth (in)	Height (in)
9,177	27	18 3/4	42

Top Chest Drawer Sizes

Number	Width (in)	Depth (in)	Height (in)
1	23	16	2
2	23	16	3
1	23	16	4 1/4
1	23	16	6 7/16
1	23	16	8 1/2

Features

- Frame is reinforced using 14 gauge plates on the front of cabinet
- Rigidity of frame is significantly increased with full height & width triple channel wall
- Three layers of metal guard the corners with interlock corner design
- TWO pairs of 120 lb. rated ball bearing drawer slides on all drawers except 2" drawers
- 6"x2" precision ball bearing casters made of high tech thermoplastic rubber .
- Casters absorb vibrations transmitted to frame while moving on uneven surfaces
- Casters equipped with pedal brake and ball bearings for easy operation
- All drawers equipped with safe-lock system & made of 18 gauge heavy duty steel
- Extruded aluminum drawer handle trim
- Red high gloss powder coat paint is scratch resistant
- Drawer liners included at no extra charge
- Gas struts in lid of chest make lid easy to open and close

Color Options

	Red: Standard
	Black: B
	Blue: BL





Commercial Series 53" Tool Cabinets

**Designed for use in commercial applications.
Equipped with quadra level ball bearing drawer slides.**

Product Code	Description
50861	53" 9-Drawer Heavy Duty Roller Bearing Top Chest
50891	53" 14-Drawer Heavy Duty Roller Bearing Roll Cabinet

50861 Top Chest Overall Dimensions

Capacity (cu. in.)	Width (in)	Depth (in)	Height (in)
13542	52 ¹⁷ / ₃₂	17 ⁷ / ₈	22 ¹ / ₄

Top Chest Drawer Sizes

Number	Width (in)	Depth (in)	Height (in)
5	23	16	2
3	23	16	4 ¹ / ₄
1	23	16	6 ⁷ / ₁₆

50891 Roll Cabinet Overall Dimensions

Capacity (cu. in.)	Width (in)	Depth (in)	Height (in)
21000	53 ¹⁷ / ₃₂	18 ³ / ₄	42 ³ / ₈

Roll Cabinet Drawer Sizes

Number	Width (in)	Depth (in)	Height (in)
4	23	16	2
7	23	16	4 ¹ / ₄
2	23	16	6 ⁷ / ₁₆
1	23	16	8 ¹ / ₂

50850 Locker Overall Dimensions

Capacity (cu. in.)	Width (in)	Depth (in)	Height (in)
12,258	17 ³ / ₄	18 ³ / ₄	56 ¹⁵ / ₁₆

Features

- Frame is reinforced for rigidity using 14 gauge channel on bottom.
- High gloss powder coat paint is scratch & chemical resistant.
- Stronghold drawer detents help keep drawers shut.
- Heavy gauge metal for a lifetime of use.
- Double wall construction for greater strength and durability.
- Heavy duty 5" x 2" casters on cabinets.
- Drawer liners included at no extra charge.
- Gas struts in lid for easy and safe opening.
- Ball bearing drawer slides for smooth drawer operation.

TOOL STORAGE

CAJAS SUPERIORES Y GABINETES RODANTES SERIE INDUSTRIAL PESADA Y COMERCIAL

50861



50891



50850

Commercial Series 42" Tool Cabinets

Designed for commercial applications. Equipped with quadra level ball bearing drawer slides.

Product Code	Description
50865	42" 7-Drawer Heavy Duty Roller Bearing Top Chest
50895	42" 15-Drawer Heavy Duty Roller Bearing Roll Cabinet
50855	37" 1-Shelf Heavy Duty Tall Side Cabinet

Color Options: Standard color is red. To order in an optional color, simply add the appropriate color code to the end of the product code. Example: To order #50865 in Blue, specify product code 50865BL

50865 Top Chest Overall Dimensions

Capacity (cu. in.)	Width (in)	Depth (in)	Height (in)
9205	40 1/2	17 7/8	20 1/2

Top Chest Drawer Sizes

Number	Width (in)	Depth (in)	Height (in)
1	38	16	4 1/4
2	23	16	2
2	11	16	2
1	23	16	4 1/4
1	11	16	4 1/4

50895 Roll Cabinet Overall Dimensions

Capacity (cu. in.)	Width (in)	Depth (in)	Height (in)
14623	41 1/2	18 3/4	42 3/8

Roll Cabinet Drawer Sizes

Number	Width (in)	Depth (in)	Height (in)
1	38	16	4 1/4
4	23	16	2
2	23	16	4 1/4
1	23	16	6 7/16
4	11	16	2
2	11	16	4 1/4
1	11	16	6 7/16

Features

- Frame is reinforced for rigidity using 14 gauge channel on bottom.
- High gloss powder coat paint is scratch & chemical resistant.
- Stronghold drawer detents help keep drawers shut.
- Heavy gauge metal for a lifetime of use.
- Double wall construction for greater strength and durability.
- Heavy duty 5" x 2" casters on cabinets.
- Gas struts in lid for easy and safe opening.
- Ball bearing drawer slides for smooth drawer operation.
- Drawer liners included at no extra charge.

50855 Side Cabinet Overall Dimensions

Capacity (cu. in.)	Width (in)	Depth (in)	Height (in)
8200	15	18 3/4	37 1/16

50851 Side Cabinet Overall Dimensions

Capacity (cu. in.)	Width (in)	Depth (in)	Height (in)
3,921	15	18 3/4	30 1/2

Features

- High gloss powder coat paint is scratch & chemical resistant.
- Heavy gauge metal for a lifetime of use.
- Adjustable shelf for versatile tool storage options.
- Can be used on all Williams Commercial Series roll cabinets.
- 50851 - 7-Drawer side cabinet - red only
- 50855 - Side cabinet with 1 shelf

Color Options

 Red: Standard
 Black: B
 Blue: BL





Commercial Series 42" Tool Cabinets

Product Code	Description
50868	42" 9-Drawer Commercial Top Chest
50898	42" 13-Drawer Commercial Roll Cabinet

Color Options: Standard color is red. To order in an optional color, simply add the appropriate color code to the end of the product code. Example: To order #50865 in Blue, specify product code 50865BL

50868 Top Chest Overall Dimensions

Capacity (cu. in.)	Width (in)	Depth (in)	Height (in)
13,090	41 1/2	23	21 1/8

Top Chest Drawer Sizes

Number	Width	Depth	Height
3	23	22	2
2	11	22	2
2	23	22	4 1/4
1	11	22	4 1/4
1	11	22	6 7/16

50898 Roll Cabinet Overall Dimensions

Capacity (cu. in.)	Width (in)	Depth (in)	Height (in)
19,938	41 1/2	24 3/8	43 5/8

Roll Cabinet Drawer Sizes

Number	Width	Depth	Height
4	23	22	2
3	11	22	2
2	23	22	4 1/4
1	11	22	4 1/4
1	23	22	6 7/16
1	11	22	13
1	38	22	4 1/4

Features

- 42" Top Chest equipped with ball bearing drawer slides for smooth drawer operations.



TOOL STORAGE

SERIE COMERCIAL DE CAJAS SUPERIORES Y GABINETES RODANTES



Commercial Series 34" Tool Cabinets

Product Code	Description
50867	34" 10-Drawer Heavy Duty Top Chest
50897	34" 8-Drawer Heavy Duty Roller Bearing Roll Cabinet

50867 Top Chest Overall Dimensions

Capacity (cu. in.)	Width (in)	Depth (in)	Height (in)
8845	34	17 7/8	20 1/2

Top Chest Drawer Sizes

Number	Width	Depth	Height
6	11	16	2
1	7	16	6 7/16
2	31	16	2
1	31	16	4 1/4

50897 Roll Cabinet Overall Dimensions

Capacity (cu. in.)	Width (in)	Depth (in)	Height (in)
14,292	35	18 3/4	42 3/8

Roll Cabinet Drawer Sizes

Number	Width (in)	Depth (in)	Height (in)
4	31	16	2
3	31	16	4 1/4
1	31	16	8 1/2

Features

- 34" Top chest's 7 small drawers equipped with friction slides and 3 bottom drawers equipped with ball bearing drawer slides.
- Roll cab frames are reinforced for rigidity using 14 gauge channel on bottom.
- High gloss powder coat paint is scratch & chemical resistant.
- Stronghold drawer detents help keep drawers shut.
- Heavy gauge metal for a lifetime of use.
- Double wall construction for greater strength and durability.
- Heavy duty 5" x 2" casters on cabinets.
- Wide drawers are ideal for storing torque wrenches, prybars, etc.
- Drawer liners included at no extra charge.
- Roll cabinets equipped with ball bearing drawer slides for smooth operation.



ADVERTENCIA

- No abra más de un cajón cargado a la vez.
- Cierre la tapa y asegure los cajones y las puertas antes de mover.
- Aplice frenos en las ruedas cuando mueva la unidad.
- No se meta ni se suba en los cajones.
- Asegure las unidades juntas con los cerrojos.
- Lea y siga el manual.
- No jale; empuje para mover.
- Use guantes cuando levante por las orillas.
- Mantenga pies y dedos fuera de las orillas cuando apile, cuelgue o mueva unidades.

Commercial Series 27" Tool Cabinets

Designed for commercial applications. Equipped with quadra level ball bearing drawer slides.

Product Code	Description
50871	27" 10-Drawer Heavy Duty Top Chest
50901	27" 8-Drawer Heavy Duty Roller Bearing Roll Cabinet

50871 Top Chest Overall Dimensions

Capacity (cu. in.)	Width (in)	Depth (in)	Height (in)
6571	26	17 ⁷ / ₈	20 ¹ / ₂

Top Chest Drawer Sizes

Number	Width (in)	Depth (in)	Height (in)
1	23	16	4 ¹ / ₄
2	23	16	2
6	7	16	2
1	7	16	6 ⁷ / ₁₆

50901 Roll Cabinet Overall Dimensions

Capacity (cu. in.)	Width (in)	Depth (in)	Height (in)
10560	27	18 ³ / ₄	42 ³ / ₈

Roll Cabinet Drawer Sizes

Number	Width (in)	Depth (in)	Height (in)
1	23	16	8 ¹ / ₂
3	23	16	4 ¹ / ₄
4	23	16	2

Features

- Frame is reinforced for rigidity using 14 gauge channel on bottom.
- High gloss powder coat paint is scratch & chemical resistant.
- Stronghold drawer detents help keep drawers shut.
- Heavy gauge metal for a lifetime of use.
- Double wall construction for greater strength and durability.
- Heavy duty 5" x 2" casters on cabinets.
- Drawer liners included at no extra charge.
- Roll Cabinet equipped with ball bearing drawer slides for smooth drawer operation.
- Top chest's 7 small drawers equipped with friction slides and 3 bottom drawers equipped with ball bearing drawer slides.



50901

SUPER VALUE Series 26" CHEST

Product Code	Description
TB-6024RA	26" 6-Drawer Top Chest with Drop Front

TB-6024RA Top Chest, Overall Dimensions

Capacity (cu. in.)	Width (in)	Depth (in)	Height (in)
3,073	26	12	14 ¹ / ₂

Top Chests, Drawer Sizes

Number	Width (in)	Depth (in)	Height (in)
3	23	10 ¹ / ₂	2
3	7	10 ¹ / ₂	2

Features

- Heavy bottom support rails.
- High gloss powder coat paint is scratch & chemical resistant.
- Heavy gauge metal for a lifetime of use.
- Double wall construction for greater strength.
- Standard compound friction slides.
- TB-6024A pictured with optional tote tray.



TB-6024RA

Foto con bandeja portátil opcional

WARNING

- Do not open more than one loaded drawer at a time.
- Close lid and lock drawers and doors before moving.
- Apply brakes on locking casters when not moving unit.
- Do not step in or on drawers.
- Secure units together with fasteners.

- Read and follow instruction manual.
- Do not pull; push to move.
- Wear gloves when lifting by edges.
- Keep feet and fingers clear of edges when stacking, hanging or moving units.



Super Value Series 56" Tool Cabinets

Super Value units equipped with ball bearing slides designed for professional use at a value price.

Product Code	Description
50740	56" Wide x 24" Deep Super Value Top Chest
50765	56" Wide x 24" Deep Super Value Roll Cabinet

Color Options: Standard color is red. To order in an optional color, simply add the appropriate color code to the end of the product code. Example: To order #50865 in Blue, specify product code 50865BL.

50740 Top Chest Overall Dimensions

Capacity (cu. in.)	Width (in.)	Depth (in.)	Height (in.)
12,763	55 1/2	24	10 1/10

Top Chest Drawer Sizes

Number	Width (in.)	Depth (in.)	Height (in.)
2	33 5/8	22	1 11/32
2	33 5/8	22	3 1/2
1	16 1/2	22	3 1/2
1	16 1/2	22	8

50765 Roll Cabinet Overall Dimensions

Capacity (cu. in.)	Width (in.)	Depth (in.)	Height (in.)
21,866	56 1/2	24	39 1/2

Roll Cabinet Drawer Sizes

Number	Width	Depth	Height
1	51 7/8	22	4 3/16
2	33 5/8	22	3 3/32
3	33 5/8	22	4 3/16
3	16 1/2	22	2
1	16 1/2	22	12

50790 Full Locker Overall Dimensions

Capacity (cu. in.)	Width (in.)	Depth (in.)	Height (in.)
35,640	15	24	51

Features

- Ball bearing slides on all drawers
- Double wall steel construction
- High gloss power coat scratch resistant paint
- Extruded aluminum drawer handle trim
- Comes with pre-cut drawer liners
- Gas struts in the lid for ease in opening and closing the lid

Color Options

	Red: Standard
	Black: B
	Blue: BL
	Orange: O

TOOL STORAGE

SERIES COMERCIALES Y UTILITARIAS DE CAJAS Y GABINETES



Super Value Series One Piece Unit

Super Value units equipped with ball bearing slides designed for professional use at a value price.

Product Code	Description
50730	42" Wide x 18 3/4" Deep Super Value One Piece Unit

50730 One Piece Unit Overall Dimensions

Capacity (cu. in.)	Width (in.)	Depth (in.)	Height (in.)
8,503	41 1/2	18 3/4	61 5/16

Top Chest Drawer Sizes

Number	Width (in.)	Depth (in.)	Height (in.)
1	38	16	4 3/16
5	23	16	2
3	23	16	3 3/32
2	23	16	4 3/16
5	11	16	2
3	11	16	3 3/32
1	11	16	8 5/8

Features

- The Unit includes 20 drawers with a pull out work surface
- 9-1/2" canopy in top for holding large tools & other materials
- Canopy has electrical knockouts so cordless tool charger's can be kept secure
- Gas struts help to easily open the lid
- Ball bearing slides
- 5" x 2" Heavy duty casters
- Includes pre-cut drawer liners
- Red only



Super Value Series 42" Tool Cabinets

Super Heavy Duty roll cabinet designed for the toughest work environments

Product Code	Description	Product Code	Description
50741	35" Wide x 18" Deep Super Value Top Chest	50766	35" Wide x 18" Deep Super Value Roll Cabinet

50741 Top Chest Overall Dimensions

Capacity (cu. in.)	Width (in)	Depth (in)	Height (in)
6,387	40 ⁷ / ₈	16	10 ¹ / ₄

Top Chest Drawer Sizes

Number	Width (in)	Depth (in)	Height (in)
3	23	16	2
3	23	16	3 ³ / ₃₂
2	12	16	2
2	12	16	3 ³ / ₃₂

50791 Full Locker Overall Dimensions

Capacity (cu. in.)	Width (in)	Depth (in)	Height (in)
13,700	15 ³ / ₈	18 ¹ / ₄	52

50792 Half Locker Overall Dimensions

Capacity (cu. in.)	Width (in)	Depth (in)	Height (in)
8,668	14	18	33 ¹ / ₂

50766 Roll Cabinet Overall Dimensions

Capacity (cu. in.)	Width (in)	Depth (in)	Height (in)
8,606	41 ¹ / ₂	18	39 ⁷ / ₈

Roll Cabinet Drawer Sizes

Number	Width (in)	Depth (in)	Height (in)
1	38	16	4 ³ / ₁₆
1	23	16	2
4	23	16	3 ³ / ₃₂
1	23	16	4 ³ / ₁₆
2	11	16	3 ³ / ₃₂
1	11	16	4 ³ / ₁₆
1	11	16	8 ⁵ / ₈



50741



50791



50742

Super Value Series 27" Tool Cabinets

Super Heavy Duty roll cabinet designed for the toughest work environments

Product Code	Description	Product Code	Description
50742	27" Wide x 12" Deep Super Value Top Chest - 4 Drawers	50767	27" Wide x 18" Deep Super Value Roll Cabinet - 5 Drawers
50743	27" Wide x 18" Deep Super Value Top Chest - 6 Drawers	50768	27" Wide x 18" Deep Super Value Roll Cabinet - 7 Drawers

50742 Top Chest Overall Dimensions

Capacity (cu. in.)	Width (in)	Depth (in)	Height (in)
3050	26	12	14 ¹ / ₂

50742 Top Chest Drawer Sizes

Number	Width (in)	Depth (in)	Height (in)
3	23	10 ¹ / ₂	2
1	23	10 ¹ / ₂	2 ¹ / ₂

50743 Top Chest Overall Dimensions

Capacity (cu. in.)	Width (in)	Depth (in)	Height (in)
4806	26	17 ⁷ / ₈	18 ¹⁵ / ₁₆

50743 Top Chest Drawer Sizes

Number	Width (in)	Depth (in)	Height (in)
6	23	16	2

50767 Roll Cabinet Overall Dimensions

Features

- Ball bearing slides on all drawers
- Double wall steel construction
- High gloss power coat scratch resistant paint
- Extruded aluminum drawer handle trim.
- Comes with pre-cut drawer liners
- Gas struts in the lid of the 42" wide chest for ease in opening and closing the lid

Capacity (cu. in.)	Width (in)	Depth (in)	Height (in)
5,193	27	18 ³ / ₄	31 ¹ / ₂

Roll Cabinet Drawer Sizes

Number	Width (in)	Depth (in)	Height (in)
1	23	16	2
4	23	16	4 ¹ / ₄

50768 Roll Cabinet Overall Dimensions

Capacity (cu. in.)	Width (in)	Depth (in)	Height (in)
8,223	27	18 ³ / ₄	35 ¹ / ₂

Roll Cabinet Drawer Sizes

Number	Width (in)	Depth (in)	Height (in)
4	23	16	2
2	23	16	4 ¹ / ₄
1	23	16	6 ⁷ / ₁₆

Heavy-Duty Road Box

Designed with extra heavy-duty features for mobile use in the factory or on the road in service trucks. Available in black only.

Product Code	Description
50946B	26" 5-Drawer Heavy Duty Road Box / Top Chest
50947B	34" 5-Drawer Heavy Duty Road Box / Top Chest

50946B Road Box Overall Dimensions

Capacity (cu. in.)	Width (in)	Depth (in)	Height (in)
6749	26	17 ⁷ / ₈	22

50946B Road Box Drawer Sizes

Number	Width (in)	Depth (in)	Height (in)
2	23	16	4 ¹ / ₄
3	23	16	2

50947B Road Box Overall Dimensions

Capacity (cu. in.)	Width (in)	Depth (in)	Height (in)
8882	34	17 ⁷ / ₈	23

50947B Road Box Drawer Sizes

Number	Width (in)	Depth (in)	Height (in)
3	31	16	2
2	31	16	4 ¹ / ₂

Features

- Drop front panel has neoprene water & dust resistant seal.
- Shielded hinges for long life in harsh environments.
- Cushion feet pads attached to bottom for protection.
- Extra heavy duty metal with 75 lb load rating per drawer.
- Secure key internal locking system.



50946B

ALMACENAMIENTO DE HERRAMIENTAS

SERIES COMERCIALES Y UTILITARIAS DE CAJAS Y GABINETES

Service Carts

Easy and convenient access to tools when and where you need them.

Product Code	Description
50721	3-Drawer Service Cart with Lockable Lid - Black Only
50725	1-Drawer Service Cart with Tray - Red Only

Service Cart Overall Dimensions

Product Code	Width (in)	Depth (in)	Height (in)
50721	30	19 ¹ / ₂	34 ¹ / ₂
50725	30	16 ¹ / ₂	36

Features

- High gloss powder coat paint is scratch & chemical resistant
- Storage drawers for frequently used tools
- Heavy duty undercarriage to help support bottom tray load
- 18 gauge heavy duty steel
- 4" x 1" swivel casters



50721



50725



Job Site Boxes

Designed for the toughest outdoor work environments

Product Code	Description
50950	32" Wide x 19" Deep x 17 1/2" High
50951	42" Wide x 20" Deep x 23 1/2" High
50952	48" Wide x 24" Deep x 27 1/2" High
50953	48" Wide x 30" Deep x 33 1/2" High
50954	48" Wide x 24" Deep x 28 3/8" High
50949	6" x 2" Swivel Caster Set

Features

- Casters weight capacity is 3500 lbs
- Tough industrial powder coating finish
- Heavy 16 gauge steel construction
- Recessed and concealed locking area protects padlock for ultimate security against drills and bolt cutter
- Fully welded seams provide maximum strength
- Recessed side handles for easy transportation
- Reinforced overlapping lid provides protection from weather and forced entry
- Heavy duty industrial lid stays prevents accidental closure
- Tread plate design for rugged durability
- 50954 available in black only, all others are blue



50950



26" Flat Top Toolbox

Product Code	Width (in)	Depth (in)	Height (in)	Cubic Inch Capacity
TB-6124A	26	8 3/4	9	1980

- Ruggedly constructed hand tool box.
- Extra long tools up to 25" fit neatly inside.
- Three compartment tray with socket divider to keep small tools better organized and close at hand.
- Double drawbolts keep the lid tightly closed.
- Padlock eye with slotted hasp provides security.



TB-6124A



21" Flat Top Toolbox

Product Code	Width (in)	Depth (in)	Height (in)	Cubic Inch Capacity
TB-6121	21 1/4	8 3/4	12	1613

- Ruggedly constructed hand tool box
- Three compartment tray with socket divider to keep small tools better organized and close at hand.
- Double drawbolts keep the lid tightly closed.
- Padlock eye with slotted hasp provides security



TB-6121



21" Flat Top Toolbox

Product Code	Width (in)	Depth (in)	Height (in)	Cubic Inch Capacity
TB-6123	21	8 3/4	12	1606

- Ideal for general use
- Steel tote tray keeps smaller items handy
- Combination drawbolt and padlock eye provide security



TB-6123





21" Four Tray Cantilever Toolbox

Product Code	Width (in)	Depth (in)	Height (in)	Cubic Inch Capacity
TB-6218A	21 1/4	8 3/4	12	1971

- Four trays cantilever outward when box is open providing access to the exceptionally deep box.
- Two of the trays feature movable dividers and another has a protective cover to prevent small tools or parts from spilling into the box.
- Formed feet in the box bottom add to strength and keep the box away from wet, dirty surfaces.



TB-6218A

TOOL STORAGE

CAJAS DE MANO, BOLSAS PORTÁTILES



20" Hip Roof Toolbox

Product Code	Width (in)	Depth (in)	Height (in)	Cubic Inch Capacity
TB-6220A	20	7	8	959

- Hip roof design for fitting bulky tools.
- Ideal for tradesman who carries bulky drills or 3/4 inch drive sets.
- Extra large tote tray with deeper space between handle and tray bottom.
- Combination drawbolt and padlock eye provide security.



TB-6220A



19" Flat Top Toolbox

Product Code	Width (in)	Depth (in)	Height (in)	Cubic Inch Capacity
TB-6119A	19	6	6 1/2	741

- Ideal for general use.
- Steel tote tray keeps smaller items handy.
- Combination drawbolt and padlock eye provide security.



TB-6119A



16" Flat Top Toolbox with Tray

Product Code	Width (in)	Depth (in)	Height (in)	Cubic Inch Capacity
TB-6116	16	6	6 1/2	574

- Ruggedly constructed hand tool box
- Three compartment tray with socket divider to keep small tools better organized and close at hand.
- Double drawbolts keep the lid lightly closed.
- Padlock eye with slotted hasp provides security



TB-6116



Work Bench

Heavy duty steel construction

Product Code	Description
50921	72" Professional Workbench
50920	72" Professional Workbench with Pegboard
50922	60" Professional Workbench
50923	48" Professional Workbench
50924	36" Professional Workbench

Features

- Heavy duty steel construction
- High gloss powder coat scratch resistant paint
- Back and side roll-off panel prevents tools and hardware from rolling off the bench



50923



50920



Metal Socket Set Toolboxes

Rugged storage for Williams' premium socket sets

Product Code	Length (in)	Width (in)	Height (in)
TB-101	10	7	1 1/2
TB-102	13	9	1 3/4
TB-103	18	8	2
TB-104	25	9	2
TB-12	30 1/4	11 1/2	4 3/4
TB-35	14 1/2	5 1/2	1 3/4
TB-49	24 7/8	8 1/8	3 7/8

Features

- Ruggedly constructed for long life.
- Ideal for storing socket sets, other tools, and small parts.



TB-103



Tool Tote Bags

Product Code	Length (in)	Width (in)	Height (in)
JHW TOTE BAG	14	11	10

Features

- Constructed from heavy Cordura® for maximum durability.
- Ideal for storing and toting tools, parts, and supplies.
- Heavy duty zippers for extra long life.



BOLSA PORTÁTIL JHW





TOOL STORAGE

CAJAS DE MANO, BOLSAS PORTÁTILES

Metal Socket Rails and Clips

Product Code	Description	Material	Length (in)
R-9	Socket Rail	Metal	9
R-13R	Socket Rail	Metal	13
R-17	Socket Rail	Metal	17

Product Code	Description	Material	Drive Size (in)
RC-25	Socket Clip	Metal	$\frac{1}{4}$
RC-37	Socket Clip	Metal	$\frac{3}{8}$
RC-50	Socket Clip	Metal	$\frac{1}{2}$
RC-75	Socket Clip	Metal	$\frac{3}{4}$

* Socket clips sold individually

* All rails hold any size clips



R-9



Plastic Socket Rails and Clips

Product Code	Description	Material	Length (in)
R-8BLUE	Socket Rail - Blue	Plastic	8
R-8RED	Socket Rail - Red	Plastic	8
R-13BLUE	Socket Rail - Blue	Plastic	13
R-13RED	Socket Rail - Red	Plastic	13
R-18BLUE	Socket Rail - Blue	Plastic	18
R-18RED	Socket Rail - Red	Plastic	18


Product Code	Description	Package Quantity	Drive Size (in)
RC-25-15P	Socket Clip	15 Pack	$\frac{1}{4}$
RC-37-15P	Socket Clip	15 Pack	$\frac{3}{8}$
RC-50-15P	Socket Clip	15 Pack	$\frac{1}{2}$

* Socket clips sold individually

* All rails hold any size clips



RC-37-15P



R-8BLUE



Roll Pouches

Customize Your Own Tool Sets

Product Code	Number of Pockets	Width(in)	Height (in)
R-1	5	6	7 1/2
R-2	5	8	12
R-3	5	11 1/2	15 1/2
R-4	5	12 1/2	18 1/2
R-5	5	16	25
R-8	15	17 1/4	10 1/2
R-10	10	19 3/4	17 1/4
R-11	10	26 1/2	25
R-13	10	34 1/2	32
R-14	14	20 1/4	9 3/4
R-15	8	15 1/4	16 3/4
R-20	14	14 1/2	8
R-23	8	23 1/4	26
R-24	4	8 3/4	11
R-27	17	23 1/4	17 3/4
R-28	26	19 1/2	27
R-29	8	11	12 3/4
R-30	9	14 5/8	13
R-30X	9	14 3/4	8 1/2
R-31	6	13 1/4	16
R-36	9	9 1/4	10 1/2
R-37	15	37	26 1/2
R-38	7	13	16 3/4
R-41	11	24	20
R-42	7	12 3/4	16
R-43	7	13	16 1/2
R-47	7	12 3/4	14 1/2
R-48	3	15 1/4	9 1/4
R-49	12	25 5/8	29

Features

- Heavy construction for long life.
- Ideal for storing a variety of tools such as wrenches, extensions, and ratchets.



R-4



Vinyl Pouches

Customize Your Own Tool Sets

Product Code	Width (in)	Height (in)
50001	4 1/2	12 1/2
50003	6	15
50005	7 1/2	19
50007	9 1/2	19
097411	6	3/8
099965	9 1/2	1/8

Features

- Extra heavy construction with snap fastening
- Clear plastic front panels allows full visibility to tools
- Metal grommets allow pouch to be hung on pegboard



R-3

