

Tool Storage

Getting organized for the job gives you more than you may have realized. You can be sure that tools you need are readily available. The work space gets less messy and you focus better. No more searching of tools all over and replacement of missing tools. Time is spent more productively and work is done more efficiently. End of the day, you feel better and you look forward to your day's work, with your tools.

Professionals have long realized that and they work with pride. And we have been providing the exact tool storage they require to make this possible. Our tool storage are designed with the latest computer-aided design systems and built to last the daily knocks of the work environment they are put into. Our paint and finishing systems deliver the finest, most durable finishes available and our rigorous testing ensures a trouble free lifetime of service.

Tool Storage

Roll Cabinets	10
Roll Carts	12
Tool Bags	13
Tool Boxes	14



7 Drawers Roll Cab

KRB13007KPRB



Cubic (cm³)	Net Weight (kg)	Shipping Weight (kg)		
153,695	68	75		
	Drawers	Width (mm)	Depth (mm)	Height (mm)
Specifications	7	677	501	822
Drawers	5	543	445	54
	1	543	445	119
	1	543	445	250

Colors Available  KRB13007KPRR

6 Drawers Roll Cab

KRB13006KPRB



Cubic (cm³)	Net Weight (kg)	Shipping Weight (kg)		
157	65	72		
	Drawers	Width (mm)	Depth (mm)	Height (mm)
Specifications	6	677	501	822
Drawers	3	543	445	54
	2	543	445	119
	1	543	445	250

Colors Available  KRB13006KPRR

5 Drawers Roll Cab

KRB13005KPRB



Cubic (cm³)	Net Weight (kg)	Shipping Weight (kg)		
159,387	61	68		
	Drawers	Width (mm)	Depth (mm)	Height (mm)
Specifications	5	677	501	822
Drawers	1	543	445	54
	2	543	445	119
	2	543	445	184

Colors Available  KRB13005KPRR

- High grade steel plate with DuPont PE Powder painting for better flowing property to avoid peel
 - 45 kg slider with fully - openable drawers
 - Bigger sized with greater capacity at 508 kg
- Tubular lock - stronger over molded key lock
 - Ribs added for enhanced strength to prevent cabinet deformation



Drawers are made of 20 gauge steel

Stiffeners are added between the walls to reduce stress on the box and keep the drawers from sagging

Roller bearings for smoother sliding of drawers

Casters are fastened to the roll cab using weld nuts so they won't loosen over time

Drawer edges are hemmed to double thickness so they are extra stiff


Welded lock tabs on the back of each drawer

Close to 15,000 cm³ of space




8 Drawers Roll Cab

KRB13008KPRB




Cubic (cm³)	Net Weight (kg)	Shipping Weight (kg)		
168,059	110	129		
	Drawers	Width (mm)	Depth (mm)	Height (mm)
Specifications	8	1016	501	961
Drawers	5	543	445	119
	1	543	445	250
Cabinet Drawers	2	284	445	40

Colors Available  KRB13008KPRR


- 40" double bank roll cab, greater capacity
- Double-wall design for a more rigid tool box
- Welded lock tabs on the back of each drawer
- Most popular choice for your work center

6 Drawers Roll Cab

KRB2006KPQP




Cubic (cm³)	Net Weight (kg)	Shipping Weight (kg)		
156,791	75	95		
	Drawers	Width (mm)	Depth (mm)	Height (mm)
Specifications	6	660	503	965
Drawers	5	544	445	91
	1	544	445	193

Colors Available  KRB2006KPQR


- Full double walled construction making for a stronger box which resists the constant pounding of weight and vibration
- Stiffeners are added between the walls to reduce stress on the box and keep the drawers from sagging
- Welded lock tabs on the back of each drawer
- Casters are fastened to the roll cab using weld nuts so they won't loosen over time
- Drawer edges are hemmed to double thickness so they are extra stiff

5 Drawers Top Chest

KRB2055PQP



Cubic (cm³)	Net Weight (kg)	Shipping Weight (kg)		
72,824	38	44		
	Drawers	Width (mm)	Depth (mm)	Height (mm)
Specifications	5	660	374	437
Drawers	4	566	334	47
	1	566	334	79

Colors Available  KRB2055PQR

- Can be placed on top of roll cab KRB2006 as a top chest

Gas springs on lid for greater control

Latch system to unlock all 4 drawers once the top lid has been opened with a key

Folding side work shelf provides extra work space

Long ball bearing slides, 100% opening drawers

Locking prybar compartment securely holds all length prybars and screwdrivers

4" Zinc-Plated Casters 2 locking, 2 swivel

2 Drawers Roll Cart

KRBC2TCCPM

NetWeight (kg)		Load Capacity (kg)			
38		159			
	Drawers	Width (mm)	Depth (mm)	Height (mm)	
Specifications	—	756	428	920	
Trays	—	756	428	75	

- This newer model cart offers a more rugged construction
- Cart is also slightly larger than past models
- Trays feature rolled edges for improved strength and rigidity
- Maximum load capacity 68kg per tray
- Welded post holders
- Two locking casters

Colors Available KRBC2TC

3 Drawers Roll Cart

KRBC3TDPCM

NetWeight (kg)		Load Capacity (kg)			
65		136			
	Drawers	Width (mm)	Depth (mm)	Height (mm)	
Specifications	1	813	452	920	
Trays	—	762	686	102	
Drawer	1	368	686	102	

- Features 4" deep locking drawer with tubular lock for added tool security
- Two sturdy, 3" deep trays are positioned for convenience
- Friction drawer slides
- Made of heavy-gauge steel

Colors Available KRBC3TD

7 Drawers Roll Cart

KRBC7TDPCM

NetWeight (kg)		Load Capacity (kg)			
50.8		—			
	Drawers	Width (mm)	Depth (mm)	Height (mm)	
Specifications	4	889	431	1,041	
Drawers	2	350	399	51	
	1	700	391	51	
	1	700	391	102	
Bottom Shelf	1	700	391	76	

- NEW Latch System to unlock all 4 drawers once the top lid has been opened with a key
- Folding side work shelf provides extra work space
- Padded lid provides an additional work surface
- Locking prybar compartment securely holds all length prybars and screwdrivers

Colors Available KRBC7TD

10 Drawers Roll Cart

KRBC10TAPCM

Cubic (cm³)		Load Capacity (kg)			
121,700		245			
	Drawers	Width (mm)	Depth (mm)	Height (mm)	
Specifications	4	775	520	1,048	
Drawers	2	292	445	64	
	1	622	445	64	
	1	622	445	64	
Bottom Shelf	2	762	483	89	
Top Compartment	—	762	483	64	

- Auto locking mechanism locks drawers when lid is closed
- Plated fasteners resist corrosion and self locking nuts assure a rigid, secure assembly
- Non-toxic mats in shelf, drawers and top compartment protect unit and keep tools from sliding

Colors Available KRBC10TA

2 Drawers Roll Cart

KRBCSSTPCM

Cubic (cm³)		Load Capacity (kg)			
261,062		56			
	Drawers	Width (mm)	Depth (mm)	Height (mm)	
Specifications	2	747	524	982	
Top Compartment	—	747	524	172	
Drawers	2	745	445	69	
Bottom Shelf	—	745	445	76	

- Padded lid protects finish and provides additional work surface
- Roller bearing slide drawers, locking slide top, internal prybar holder
- Dual locking casters keep cart in place during use

Colors Available KRBCSST

4 Doors Service Cart

KRBC30TPCM

Net Weight (kg)		Load Capacity (kg)			
84		363			
	Drawers	Width (mm)	Depth (mm)	Height (mm)	
Specifications	4	889	533	1,048	
Top Compartment	—	610	38	76	
Drawer	1	610	965	279	
	1	610	965	127	
	2	610	965	51	

- Portable 20 foot electrical cord reel with 4 outlets and circuit breakers
- Adjustable personal organizer tray in top compartment
- Bottom corner bump blocks for extra corner protection
- Larger pull handles for easy drawer opening
- Sturdy side work table

Colors Available KRBC30T

4 Drawers Roll Cart

KRBC15TPCM

Not include top chest KRBC15TPCMT

NetWeight (kg)		Load Capacity (kg)			
40		136			
	Drawers	Width (mm)	Depth (mm)	Height (mm)	
Specifications	4	671	465	1,077	
Trays	—	660	300	112	
Drawer	2	572	386	97	
Bottom Shelf	1	667	456	331	

- Padded lid protects finish and provides additional work surface
- Removable top chest locks to cart
- Two roller bearing slide drawers on both the top chest and cart
- EVA liners in all drawers and bottom compartment

Colors Available KRBC15T

2 Drawers Top Chest

KRBC15TPCMT

Cubic (cm³)		Shipping Weight (kg)			
40,624		24			
	Drawers	Width (mm)	Depth (mm)	Height (mm)	
Specifications	2	660	304	280	
Top Compartment	—	660	300	112	
Drawer	2	61	569	267	

- Padded lid protects finish and provides additional work surface
- Gas shock for safe closure
- Removable top chest locks to cart
- Two roller bearing slide drawers
- EVA liners in all drawers

Colors Available KRBC15TTC

Tool Bag 17"

BPTOTE

Length (mm)	Width (mm)	Height (mm)
419	267	311

- Rugged and versatile
- Constructed from heavy duty 600 x 300D polyester
- Water resistant
- Embroidered Blue-Point® logo
- Wide top opening for easy access
- Multiple interior and external pockets for tool organization



Tool Box 18"

KRW48C

Cubic (cm³)	Dimensions (mm)
25,070	457 x 254 x 337

- Split top opening for tool access
- Cantilever trays on either side of cover, carrying handle

Tool Box 21"

KRU24B

Cubic (cm³)	Dimensions (mm)
41,623	Trays: 546 x 117 x 36 Bottom Section: 599 x 295 x 184 Overall: 610 x 305 x 305

- Rugged construction featuring reinforced feet formed cantilever bars and larger hasps for strength in use
- Comfortable, recessed soft grip handle permits stacking of kits or other items in transit
- Cantilever design allows immediate visibility and access to all your tools
- Huge bottom section holds large items, such as power tools and larger hand tools
- Lightweight: 12.3 kg

Tool Box 18", 2 Drawers

KRW182A

Cubic (cm³)	Dimensions (mm)
18,630	470 x 216 x 241

- Net weight: 5.67 kg
- Shipping weight: 6.58 kg

Tool Box 20", 3 Drawers

KRW183B

Cubic (cm³)	Dimensions (mm)
26,830	Overall: 523 x 216 x 305 Each Drawer: 452x186x64

- Drawers lock when lid is closed
- Net weight: 9.07 kg

Tool Box 20", 4 Drawers

KRW184A

Cubic (cm³)	Dimensions (mm)
30,330	Overall: 523 x 216 x 362 Each Drawer: 452x186x64

- Four drawers lock when lid is closed
- Tote tray not included
- Net weight: 11.07 kg

Plastic Tool Box 16"

KRW200A

Length (mm)	Width (mm)	Height (mm)
413	254	318

- Ideal for a wide range of storage needs
- Made of tough, injection molded plastic to ensure a precise fitting lid and durability
- Top carrying handle, tension latches, tote tray, and padlock provision are also featured

Plastic Tool Box 20"

KRW300A

Length (mm)	Width (mm)	Height (mm)
527	343	425

- Ideal for a wide range of storage needs
- Made of tough, injection molded plastic to ensure a precise fitting lid and durability
- Top carrying handle, tension latches, tote tray, and padlock provision are also featured

Plastic Tool Box 15"

YA481

Length (mm)	Width (mm)	Height (mm)
368	184	114

- Ideal for a wide range of storage needs
- YA481 through YA486 are made of tough, injection molded plastic to ensure a precise fitting lid and durability
- Top carrying handle, tension latches, tote tray, and padlock provision are also featured

Plastic Tool Box 16"

YA482

Length (mm)	Width (mm)	Height (mm)
419	210	165

Plastic Tool Box 20"

YA483

Length (mm)	Width (mm)	Height (mm)
514	229	197

Plastic Tool Box 23"

YA484

Length (mm)	Width (mm)	Height (mm)
587	260	267

Plastic Tool Box 27"

YA486

Length (mm)	Width (mm)	Height (mm)
699	340	356

- Ideal for a wide range of storage needs
- YA481 through YA486 are made of tough, injection molded plastic to ensure a precise fitting lid and durability
- Top carrying handle, tension latches, tote tray, and padlock provision are also featured